

polytec

MELAMINE doors & panels



polytec

www.polytec.com.au

p 1300 300 547

ISSUE: 10



polytec offer an express sample service.

Visit www.polytec.com.au to order your free sample.

Create your look

PROUDLY
SUPPORTING



Find your local supporting cabinet maker
www.polytec.com.au/mcgrath-foundation



Kitchen island panels in **MELAMINE** Angora Oak Woodmatt.
Kitchen doors, drawers and panels in **THERMOLAMINATED** Manchester Oyster Grey Matt.

MELAMINE

Kitchen cupboard doors and panels often cover the largest surface in your kitchen. To give your kitchen distinctive character, our Melamine range offers an extensive variety of colour and decorative finish options, including Texture, Matt, Ashgrain, Finegrain, Sheen, Woodmatt and the new Smooth range.

Add interest and style by mixing options from **polytec's** colour palette with Melamine surface finishes.

Melamine doors and panels are designed to complement **polytec's** product range including new Benchtops & laminate colours. Edging options include a 1mm Square Edge, Bevel Edge, and the Aluminium Finger Pull door range. A minimalist handle design, these doors create modern aesthetics with clean flowing, architectural lines.

polytec's Melamine doors and panels deliver a quality appearance while retaining the practicality essential for the kitchen environment. Melamine doors and panels are durable, hygienic and made from low maintenance materials. Cleaning is generally as simple as wiping down the surface with warm, soapy water.

polytec makes it easy to continue your style throughout your home. Melamine doors and panels can be used in other joinery applications, from TV cabinets to bathroom vanities. Our range will complement and enhance any interior décor and allow for the chosen design to flow from one room to another.

polytec's latest Smooth finish is made to reflect a soft, painted finish with slight reflectance values, perfect for contemporary homes. The new Smooth finish enhances the importance of texture and feel with a range of solid, neutral colours that are grounding and calming.

The realistic Woodmatt finish from **polytec** offers a subtle woodgrain embossing with an overall matt surface to look and feel like a true veneer, setting a benchmark in Australian made door and panel manufacturing.

polytec are market leaders in the manufacture of glossy surfaces. Our Sheen range combines a smooth stunning finish with a medium level of gloss and an affordable price tag.




Choose the Matt finish for a fine textured surface or the Texture finish to achieve a traditional medium textured surface. Mix and match your favourites to introduce modern colours with unique finishes to your kitchen design.

polytec Melamine doors and panels are Australian made and come with a 7 year warranty, giving you peace of mind.



Kitchen island panels in **MELAMINE** Angora Oak Woodmatt.
Kitchen doors, drawers and panels in **THERMOLAMINATED** Manchester Oyster Grey Matt.
Study nook doors and shelving in **MELAMINE** Angora Oak Woodmatt.
Worktop in **LAMINATE** Angora Oak Woodmatt.





*Boston Oak doors are now available with optional end grain matching, giving the appearance of a cross cut grain. See page 18 for details.

Dark coloured surfaces will show fingerprints and require more care and maintenance than lighter coloured surfaces. It is recommended to test a product sample prior to colour selection.


Dark coloured surfaces will show fingerprints and require more care and maintenance than lighter coloured surfaces. It is recommended to test a product sample prior to colour selection.

Overhead cupboard doors and shelving in **MELAMINE** Tasmanian Oak Woodmatt.
Underbench doors, drawers and panels in **LEGATO** Crisp White.




MELAMINE Smooth range L available in LAMINATE


polytec swatches and samples represent a small area of the overall colour structure.
To view the large colour sample, visit www.polytec.com.au.



Aston White NEW L



Gossamer White NEW L



Verdelho NEW L



Topiary NEW L



Forage NEW L



Ochre Figured-Wood NEW L



Pallido NEW L



Elemental Grey NEW L



Agave NEW L



Oasis NEW L




Arabica NEW L



Sienna Figured-Wood NEW L




Mercurio Grey NEW L



Habitat NEW L



Adriatic NEW L



Botanic NEW L



Onyx Figured-Wood NEW L

Doors and drawers in **MELAMINE** Black Woodmatt.
Panels in **MELAMINE** Prime Oak Woodmatt.

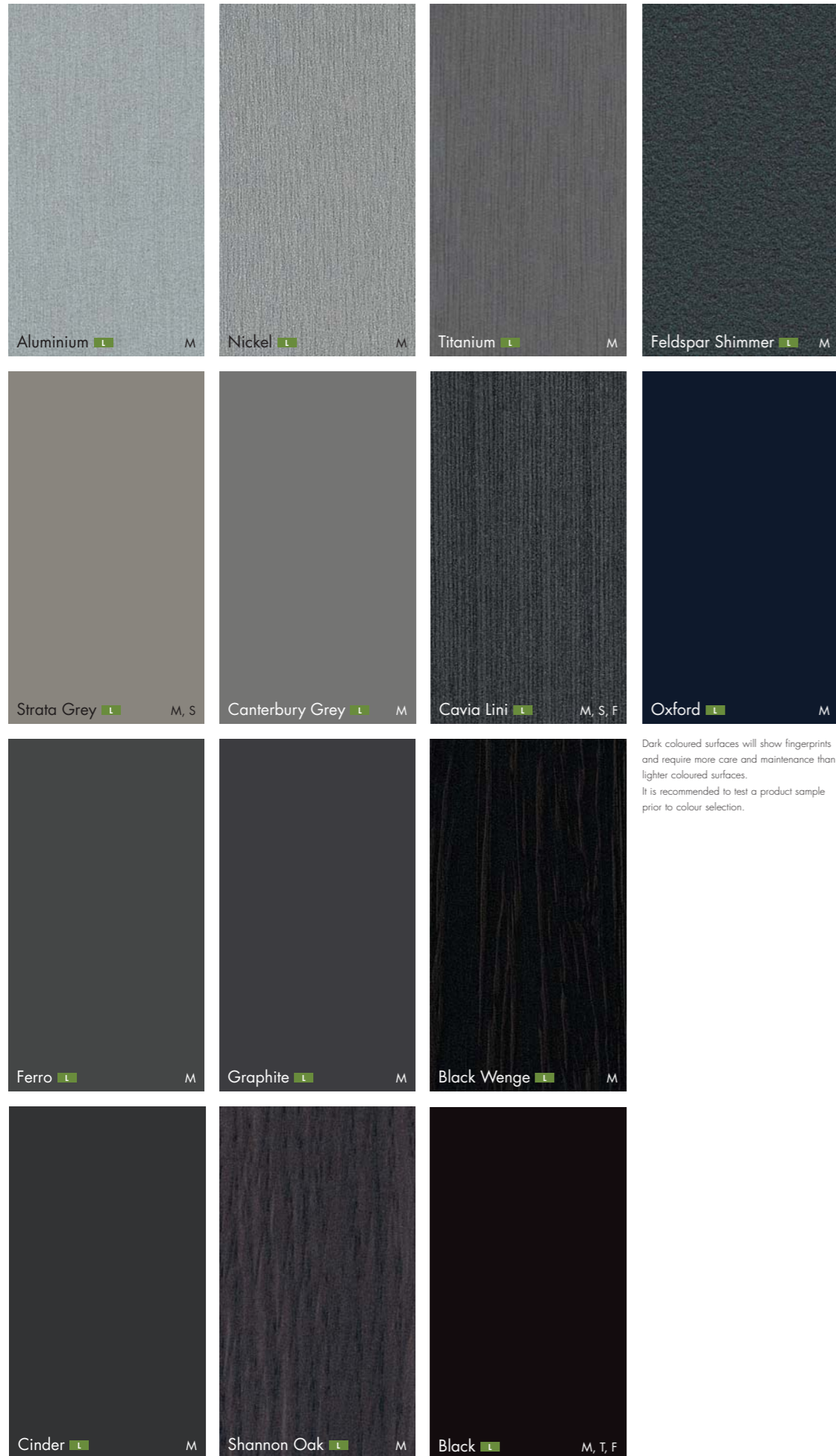




MELAMINE range

L available in LAMINATE

polytec swatches and samples represent a small area of the overall colour structure. To view the large colour sample, visit www.polytec.com.au.



Dark coloured surfaces will show fingerprints and require more care and maintenance than lighter coloured surfaces. It is recommended to test a product sample prior to colour selection.



Doors and panels in MELAMINE Empire Oak Woodmatt.
Underbench doors, drawers and panels in MELAMINE Casentino Beech Woodmatt.

Finegrain range

Ashgrain range



polytec swatches and samples represent a small area of the overall colour structure. To view the large colour sample, visit www.polytec.com.au.

Dark coloured surfaces will show fingerprints and require more care and maintenance than lighter coloured surfaces. It is recommended to test a product sample prior to colour selection.

MELAMINE Metallic Leaf range



Light Brass Leaf **L** **M**



Rose Gold Leaf **L** **M**



Pure Gold Leaf **L** **M**



Copper Leaf **L** **M**



Bronze Gold Leaf **L** **M**



Platinum Leaf **L** **M**


The Metallic Leaf and shimmer ranges have inherent properties which may show directional lines, waves and colour variances.

polytec swatches and samples represent a small area of the overall colour structure. To view the large colour sample, visit www.polytec.com.au.

Dark coloured surfaces will show fingerprints and require more care and maintenance than lighter coloured surfaces. It is recommended to test a product sample prior to colour selection.

Available finishes **M** = Matt

Overhead doors and shelving in **MELAMINE** Copper Leaf Matt.
Doors in **VENETTE** Black.





Square Edge door

The Square Edge Melamine door is manufactured with 1mm matching edgetape providing a contemporary look with outstanding long lasting quality. A sleek, minimal profile to create clean lines.


*Boston Oak doors are now available with optional end grain matching, giving the appearance of a cross cut grain.



Bevel Edge door

The Bevel Edge door profile provides a seamless minimalistic appearance without the need for handle hardware. Bevel Edge creates a clean profile with a finger pull edge, made for hardware free joinery designs.

*Boston Oak doors are now available with optional end grain matching, giving the appearance of a cross cut grain.




Avellino door

The Avellino door profile is a multi-piece door consisting of two 80mm vertical side rails and a horizontal centre panel, available in the Woodmatt range. The Avellino door creates a contemporary aesthetic, perfect for kitchen cabinetry features and vanities.



Aluminium Finger Pull door

Available in Satin Aluminium and the new Black Anodised finish, the Aluminium Finger Pull profile features a 'J' shaped handle recessed along the edge of the door creating a streamlined handleless appearance. The Aluminium Finger Pull profile can be ordered with a matching or contrast insert to create a shadowline feature.





Doors and panels in **MELAMINE** Empire Oak Woodmatt.
Underbench doors, drawers and panels in **MELAMINE** Casentino Beech Woodmatt.





ENVIRONMENT & SUSTAINABILITY

polytec is committed to an eco-friendly and sustainable environment. It is an intrinsic part of the way we do business daily. Our decisions are made so that they have minimum negative impact on the environment.

Our product is manufactured from managed and renewable plantation pine, and on request can be purchased as Responsible Wood Chain of Custody certified. All polytec board products are manufactured from E0 or E1 MDF.

We manage waste responsibly through numerous recycling programs including aluminium and metals, used oils and timber waste is recycled back into energy. We subscribe to local government environmental initiatives and voluntary audits as well as our own internal Energy and Carbon Management Policy (ECM), which aligns with the Australian Government's Energy Efficiency Opportunities (EEO) program.

polytec doors and benchtops are Australian Made & Owned.

CARE & MAINTENANCE

polytec do not recommend the use of Melamine products in a sliding or non-fixed application (hinged) unless the use of a mechanical stabilising system is fitted.

Your Melamine doors and panels are made from a Moisture Resistant Medium Density Fibreboard (MR MDF), but as with many wood based panels, they are not waterproof. Care should be taken to wipe up spills immediately, ensuring the doors are not exposed to high or continuous levels of moisture, steam and humidity.

Melamine doors and panels should be cleaned by wiping down with a damp soft cloth and warm soapy water. Followed by drying using a soft or microfibre cloth so as not to leave any residue on the door or panel. For more stubborn stains use a good quality streak free glass cleaner. Always ensure you refer to the recommendations provided by the manufacturer of the cleaning product before use.

By following these simple steps you should retain a beautiful kitchen surface for many years.

Visit www.polytec.com.au for specific care and cleaning information. Darker colours will show superficial wear and tear more readily than lighter coloured surfaces and require more care and maintenance.

The colours and details shown in this brochure are to the highest standards in printing. However, they should only be used as an indication of actual product colour. To order your free colour sample visit www.polytec.com.au.

polytec swatches and samples represent a small area of the overall colour structure, to view a large colour sample or a full sheet design, visit www.polytec.com.au

The use of our current samples gives the colour and finish that a customer would expect to receive. Samples are provided for colour and finish selection and polytec recommend testing a sample for fingerprint resistance and ease of cleaning. polytec does not guarantee exact colour matches across product ranges due to colour variation in each product group.

COMPLEMENTARY RANGES

EVOLUTION range

ULTRAGLAZE range

BENCHTOPS range

THERMOLAMINATED doors & panels

XENOLITH premium coloured core

ALUMINIUM framed doors

STECCAWOOD prefinished decorative battens

ALFRESCO range

35mm ARCHITECTURAL doors

WARDROBE range